



Government Relations & Advocacy

Virginia DeLong, GRAC Chair
&
Brian Sullivan, Lobbyist

School Counseling Legislation at a Glance

2017-18

P.A. 18-15 (S.B. 186)

Language change in state statutes: added School Counselor/School Counseling

2018-19

P.A. 19-63 (S.B. 956)

Guidelines for a Comprehensive School Counseling Program

2019-20


S.B. 312

80/20 use of time for school counselors

2020-21

Upcoming Year

Hopefully... pushing for an increase of school counselors in all schools, including elementary



The
Legislative
Process
"Cliff Notes"

The Process

- Contacting our individual legislators
- Meeting with the Education Committee Chairs (or other chairs) to discuss our Policy Priorities
- Meeting with the Commissioner of Education or SDE members
- Bill is proposed by individual legislators, committee chairs, or co-sponsored by several legislators
- Hearing is scheduled
- Vote eventually taken
- Hopefully passes & is signed by the Governor!



A hand-drawn speech bubble with a dark blue outline and a white interior, set against a light blue background with a white dotted pattern. The text inside the bubble is written in a dark blue, hand-drawn font. The word 'ADVOCACY' is on the top line, 'in' is on the second line, and 'ACTION' is on the third line.

ADVOCACY
in ACTION

Why EVERYONE Advocating is Important

#1


If WE don't advocate for our profession, then nothing will change

#2


It can't be a few voices, and it can't always be the same voices

#3

It's important we make our voices heard and known



**There is no greater time than NOW to
advocate for more school counselors in
ALL of our schools, with better ratios.**



How to Advocate



Email/Call

Send YOUR legislator an email or Place a phone call to discuss why we need more SC's in schools



Meet in Person (appt or town hall meetings)

Schedule a meeting in person w/ your legislator or attend a town hall meeting in your community



Testify

Once a SC bill is put out there for public hearing - join us in testifying on the bill



Letter
Writing 101

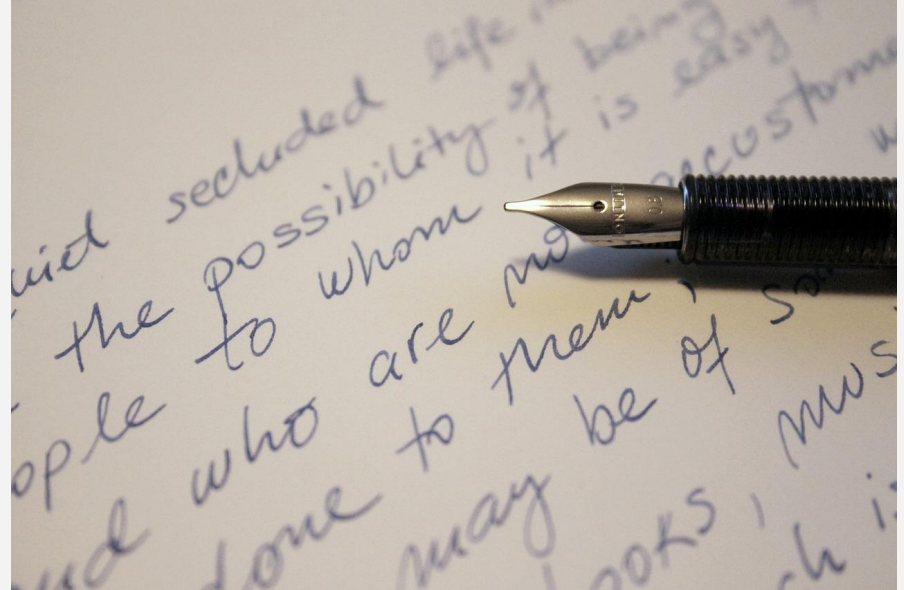
What to include

Part I - Introduce yourself, school you work in, town you live in, how long have you been a counselor, etc.

Part II - “The ask” - School counselors in all of our schools, at every level elementary through high school with ratios of no more than 250:1.

Part III - talk about your experience as a school counselor. Discuss daily tasks, challenges, duties that prevent you from doing your job. If you have good ratios explain how that helps you to meet the needs of your students.

Part IV - Wrap it up. Restate “the ask” and offer to discuss further with them.



The CSCA's "ASK"

Connecticut needs school counselors in all of our schools from elementary school to high school with appropriate and reasonable student to counselor ratios of no more than 250:1.

where we are now

We have passed two significant bills, but we have not reached our ultimate goal of...



where we want to be

...making sure ALL students have access to a school counselor.

This means...

- Elementary, Middle & High School Counselors in every district
-WITH-
- Appropriate ratios of NO MORE THAN 250:1



Advocating
with
Administration
& Your Board
of Ed

Collecting Data & Sharing

#1

Collect Data

Data - how many students do you see? How many groups do you run? Classroom lessons? Pre/Post data

#2

Graph/Report Data


Take data and put it into graphs/a report and/or PPT presentation

#3

Present

Present to your administration and to your Board of Ed


How CSCA Can Help



Review
Letters/Materials


Email

Cscaadvocacy@gmail.com
and I'd be happy to review
your emails to legislators
or presentations for BOE



Attend meetings
w/ you & legislators

We can try and find
someone in your area to
attend a meeting with
your legislator




Templates &
Materials

We provide templates
for letters, testimony,
PowerPoints, etc. on
our website under
"Advocacy"



Do you have any questions?

CSCAadvocacy@gmail.com



CREDITS: This presentation template was created by **Slidesgo**, including icons by **Flaticon**, and infographics & images by **Freepik**.

Please keep this slide for attribution.

